

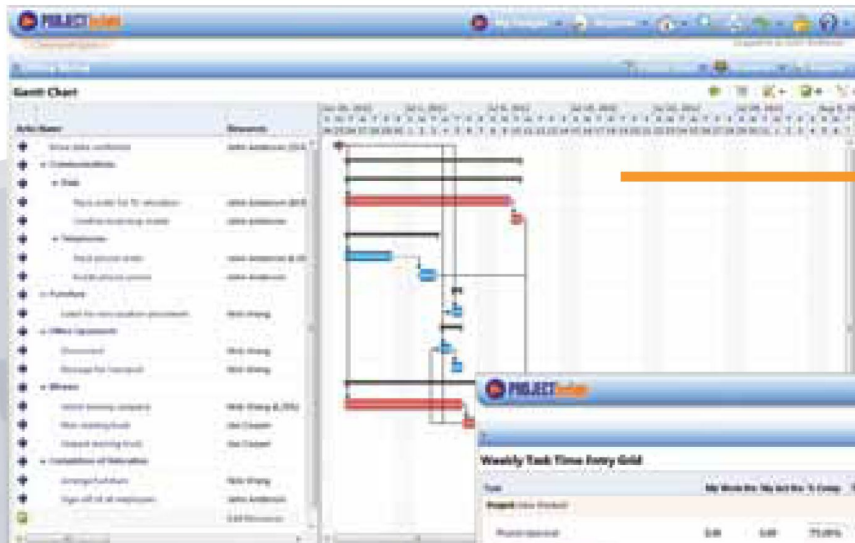
Flexible Project & Portfolio Management Software

“Think Project Management Think ProThoughts”



PROTH  **UGHTS**
succeed with your projects

Play. Learn. Apply



Intelligent Project Scheduling

Shift schedules rapidly using task dependencies

Track Time and Expenses

Capture actual hours and fixed costs

The screenshot shows the 'Weekly Task Time Entry Grid' for a project named 'My Work Item'. It displays a table with columns for tasks, dates (from 7/25 to 7/31), and a 'Week Total' column. The table lists tasks such as 'Project Software Development' and 'Develop software requirements' with associated hours and percentages.

Task	7/25	7/26	7/27	7/28	7/29	7/30	7/31	Week Total
Project Software Development	0.00	0.00	75.00%	0.00	0.00	0.00	0.00	0.00
Develop software requirements	40.00	0.00	0.00%	0.00	0.00	0.00	0.00	40.00
Develop software requirements (continued)	0.00	0.00	0.00%	0.00	0.00	0.00	0.00	0.00
Develop software requirements (continued)	0.00	0.00	0.00%	0.00	0.00	0.00	0.00	0.00
Develop software requirements (continued)	0.00	0.00	0.00%	0.00	0.00	0.00	0.00	0.00
Develop software requirements (continued)	0.00	0.00	0.00%	0.00	0.00	0.00	0.00	0.00
Subtotal	40.00	0.00	75.00%	0.00	0.00	0.00	0.00	40.00

Control Costs

Track and manage project estimates vs. actuals

The screenshot displays the 'Project Summary' view, which includes a 'Performance Metrics' section. This section contains two tables: 'Performance Dollars' and 'Performance Hours'. The 'Performance Dollars' table compares 'Planned Dollars' with 'Actual Dollars' and 'Budgeted Dollars'. The 'Performance Hours' table compares 'Planned Hours' with 'Actual Hours' and 'Budgeted Hours'.

Performance Dollars	Planned Dollars	Actual Dollars	Budgeted Dollars	% Variance
Planned Dollars	10,000.00	10,000.00	10,000.00	0.00%
Actual Dollars	10,000.00	10,000.00	10,000.00	0.00%
Budgeted Dollars	10,000.00	10,000.00	10,000.00	0.00%

Performance Hours	Planned Hours	Actual Hours	Budgeted Hours	% Variance
Planned Hours	10,000.00	10,000.00	10,000.00	0.00%
Actual Hours	10,000.00	10,000.00	10,000.00	0.00%
Budgeted Hours	10,000.00	10,000.00	10,000.00	0.00%

Forecast Resource Demand

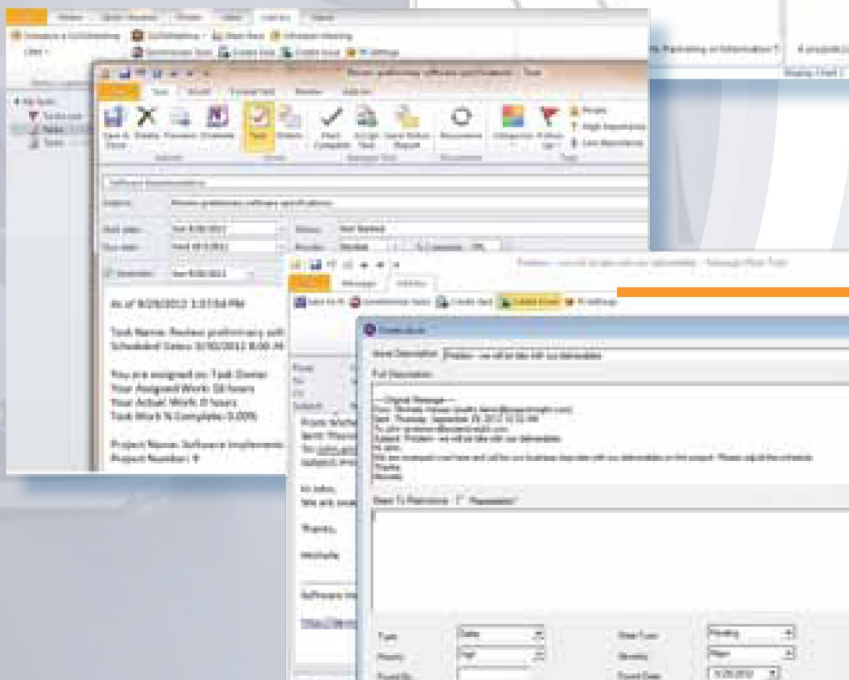
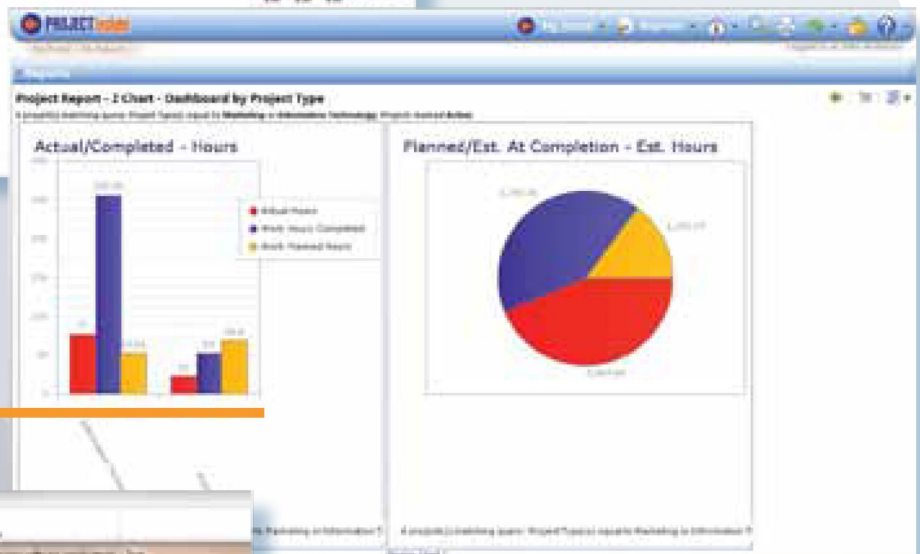
Forecast and balance resources' workloads

Customize Reports & Dashboards

Create, save and share 100s of personalized reports

Microsoft® Outlook Integration

Update tasks and upload emails from MS Outlook





About ProThoughts

ProThoughts is designed to be a collaborative platform for Aspirants, Practitioners and Experts of Project Management. It is one-stop shop for everyone's project management needs. **"Think Project Management, Think ProThoughts"**

ProThoughts was recently recognized as one of the top organizations by Economic Times led survey and is one of the top edtech organizations. Their Online and elearning services are consumed across the world. They offer their services through 2 collaborative platforms, i.e.,

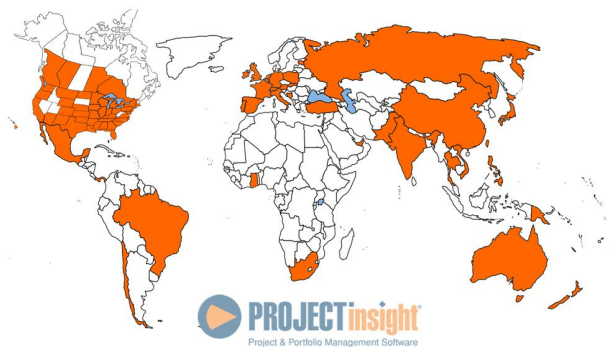
Learning platform - www.prothoughts.co.in and the Learning ecosystem - www.talkprojectmanagement.com

Contact us for Free demo - info@prothoughts.co.in

Project Management Services

- Certifications Training
- Corporate Training
- E- Commerce
- Free PM Resources (Rich Content)
- Online Training
- Consulting Services

Where PI is Used



- Project Insight is a Codie Award Winner for Best Project Management Software - 2017-18
- Project Insight customers reside in 45 states and 39 countries
- Project Insight team members span even more states and countries

A Few of our Customers use Project Insight.



ProThoughts Solutions is approved as a provider of PM training. We are registered with PMI ® USA and REP ID is 4032 PMI®, PMP® are registered trademarks of the Project Management Institute